

# LinTronic

## BT-RS232

### Bootload new firmware



# BT-RS232


Version 104 You can now adjust the time delay before BT-RS232 goes to sleep.

Version 103 BT-RS232 goes to sleep after 20 seconds with no activity, in order to preserve battery life time of the BR1BT. When BT-RS232 sleeps, you might experience a short delay on the first activation.

Version 101 First version

# Connect BT-RS232 to your Windows computer

ComCab-003



# Startup the Configurator

Open Computers Comport to detect USB port.

Make sure “Do not attempt to detect BT-RS232” is unchecked.

Click “Connect” to verify firmware version of BT-RS232.

Following pages show how to firmware update.

The screenshot shows the 'Startup' tab of the LinTronic configurator. At the top, there is a navigation bar with tabs: Products Address, Computers Comport, Startup, Registration, MyDatabase, MyOrders, MyFeedback, and MyScore. The main content area has a blue background and contains a 'Connect' button (highlighted with a red arrow), an 'Address' dropdown menu set to '1', and two checkboxes: 'Do not attempt to detect BT-RS232' (unchecked) and 'Do not attempt to detect TT455-RT-238' (checked). To the right is the AAA logo with the text 'Highest creditworthiness © Bisnode 2015' and a testimonial: 'LinTronic was rewarded, with the highest credit worthiness AAA.' Below this is a 'ChangeAddress' section with a link and text explaining that the address can be changed from 1 to 32. At the bottom, a 'Detected BT-RS232' table shows the following data:

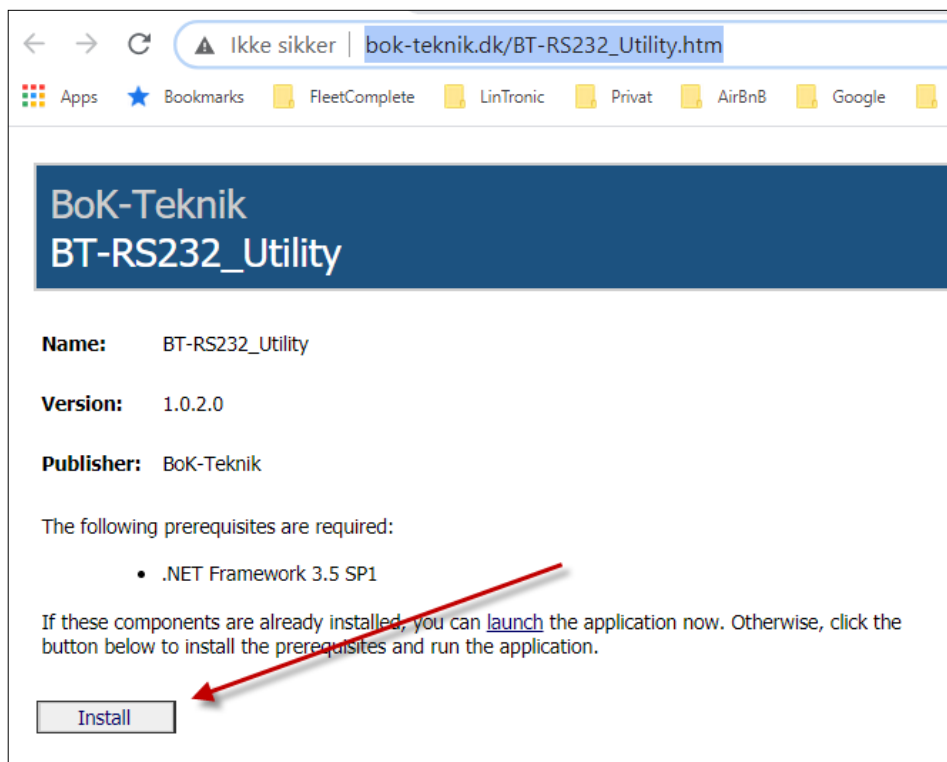
Detected BT-RS232	
Transmitted	3200037001240
Received	993203700105010301200101BT-RS232175
Type	BT-RS232
Hardware	01
Software	103
Date / Time	

On the right side of the table, there are two small boxes, each containing the number '1' and the word 'Packages'.

# BT-RS232 BootLoader

Install the BootLoader from this website:

[http://www.bok-teknik.dk/BT-RS232\\_UTILITY.htm](http://www.bok-teknik.dk/BT-RS232_UTILITY.htm)



← → ↻ Ikke sikker | bok-teknik.dk/BT-RS232\_UTILITY.htm

Apps Bookmarks FleetComplete LinTronic Privat AirBnB Google

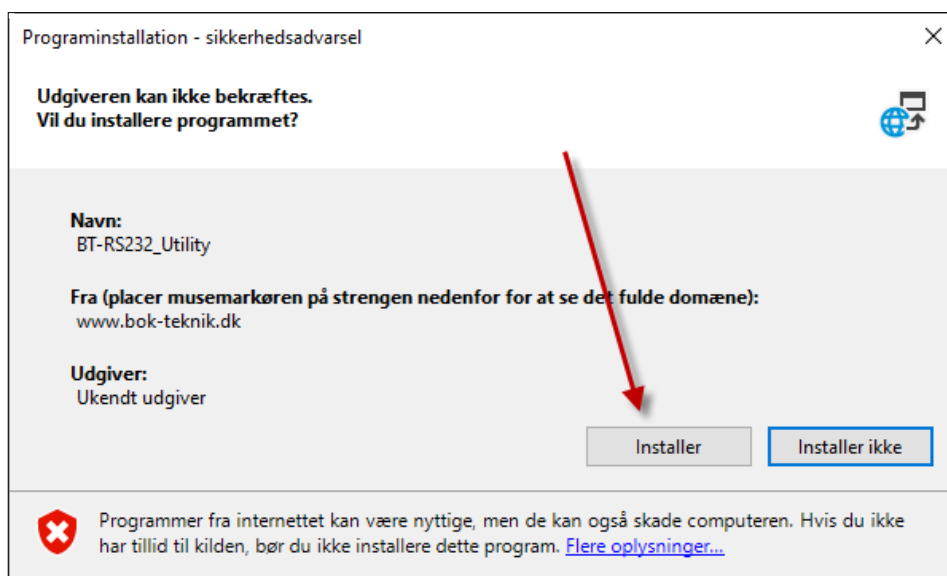
## BoK-Teknik BT-RS232\_UTILITY

**Name:** BT-RS232\_UTILITY  
**Version:** 1.0.2.0  
**Publisher:** BoK-Teknik

The following prerequisites are required:

- .NET Framework 3.5 SP1

If these components are already installed, you can [launch](#) the application now. Otherwise, click the button below to install the prerequisites and run the application.




Programinstallation - sikkerhedsadvarsel

**Udgiveren kan ikke bekræftes.  
Vil du installere programmet?**

**Navn:**  
BT-RS232\_UTILITY

**Fra (placer musemarkøren på strengen nedenfor for at se det fulde domæne):**  
www.bok-teknik.dk

**Udgiver:**  
Ukendt udgiver

 Programmer fra internettet kan være nyttige, men de kan også skade computeren. Hvis du ikke har tillid til kilden, bør du ikke installere dette program. [Flere oplysninger...](#)

# BT-RS232 BootLoader

The Configurator will list available comports.

Select a comport and click Connect to read your current BT-RS232 firmware.

Click "Start Boot" and watch the BT-RS232 receive a firmware update.

Close the BootLoader and re-open the Configurator when update is finished.

