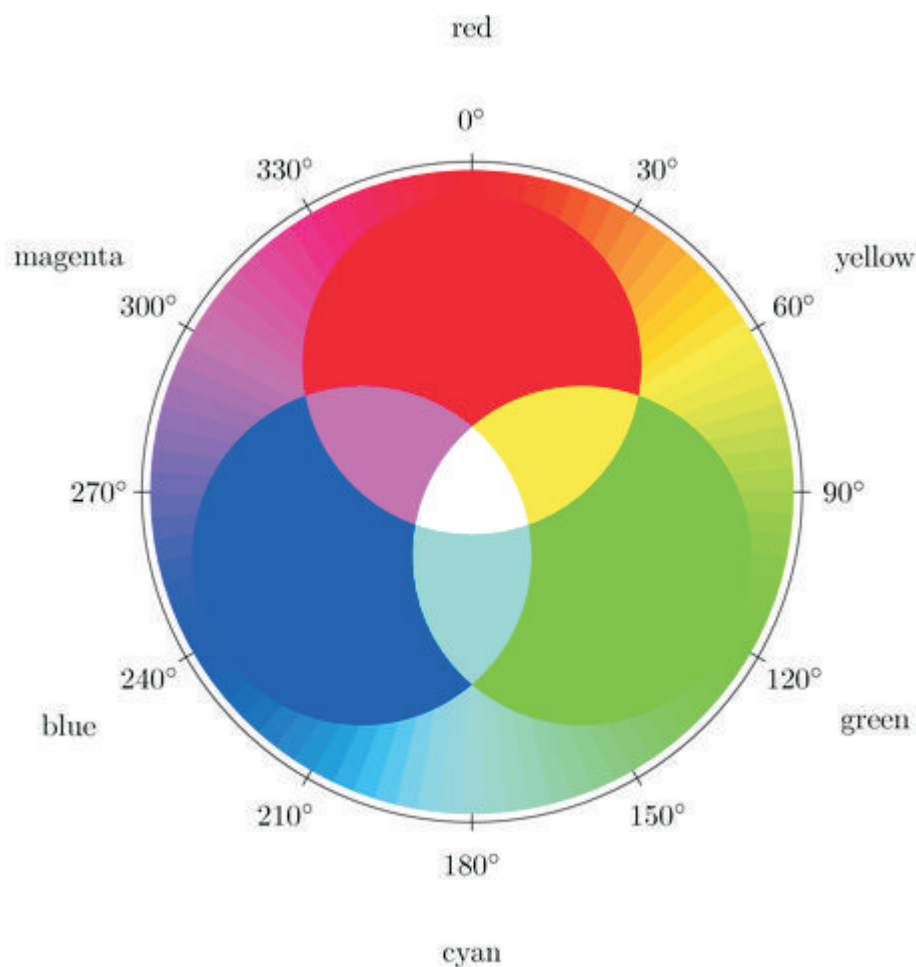


LinTronic

RGB CONTROLLERS




Nicolas Hallynck
nicolas.hallynck@sonodesign.fr

Asked us to support the RGB controller.

Then he created a very nice wall at a customers site.

Nicolas explains:

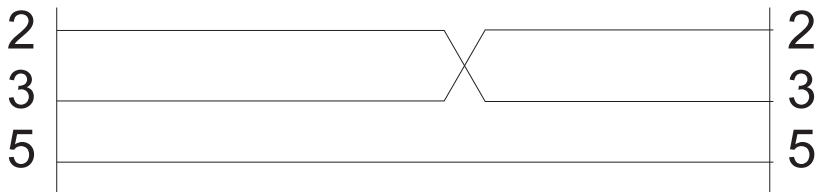
The RGB LED are behind a woden wall we create to hide the cables and set top box (It's the same type of wall we used in B&o store). The Led illuminates all around the wall to make an aesthetic effect. With the beo5 you can choose the intensity of each color (red,blue,green) to make the color of your choise. You can also start a sequence where the color change it self, at speed of your choise.



<http://www.quasarelectronics.com/3191-3-channel-high-current-rgb-led-controller-serial-rs232-ttl.htm>
<http://www.quasarelectronics.com/kit-files/electronic-kit/3191.pdf>


TT455-RT-238

RGB3191



DB09 - MALE

DB09 - MALE



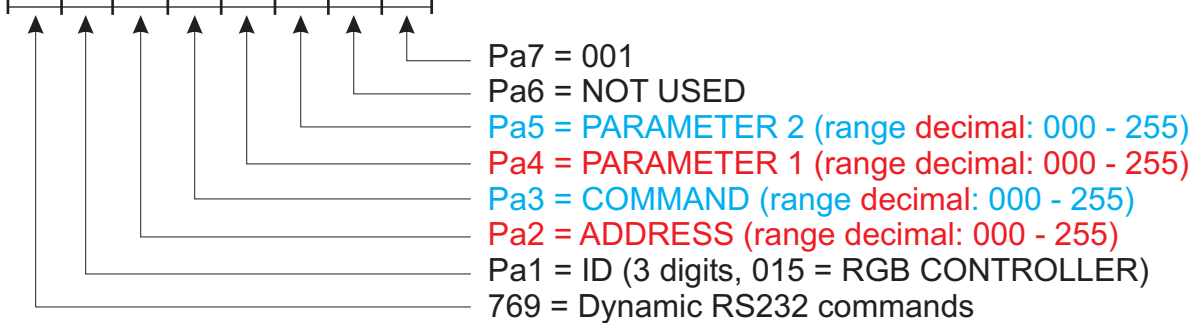
9600,n,8,1

Customize your commands

The information (commands) controlling the TT455-RT-238 to send out RS232 commands, consist of 8 pcs. 3-digit numbers. These commands can be created in the CommandList section of the TT455-RT-238's Configurator.

Structure:

769015000000000000000001= command



Supported commands: 0x41, 0x42, 0x43, 0x52, 0x54

Not supported commands: 0x4C