


LinTronic

TT455-RT-238 Triggers and Actions



TT455-RT-238 is designed to be activated by Triggers (coming in) which generates Actions (going out).

EXAMPLE

You send for example the PLAY command from an infrared remote control, and instruct the product to send out commands to start your DVD player, dim/set the light level and lower the curtains.

The TT455-RT-238 can read the buttons of the original B&O IR receiver. This can be very handy if the remote is momentarily misplaced and cannot be found.

One Trigger can start many Actions (macro).


Our products are 100% configurable - you specify what you need.



TT455-RT-238

Trigger examples (going in)

TT455-RT-238



Digital on/off from a switch, relay, contact, etc.

RS232 commands from your computer, MasterLink gateway, controller, PLC, etc. (2 ports)

Activating the buttons on the receiver

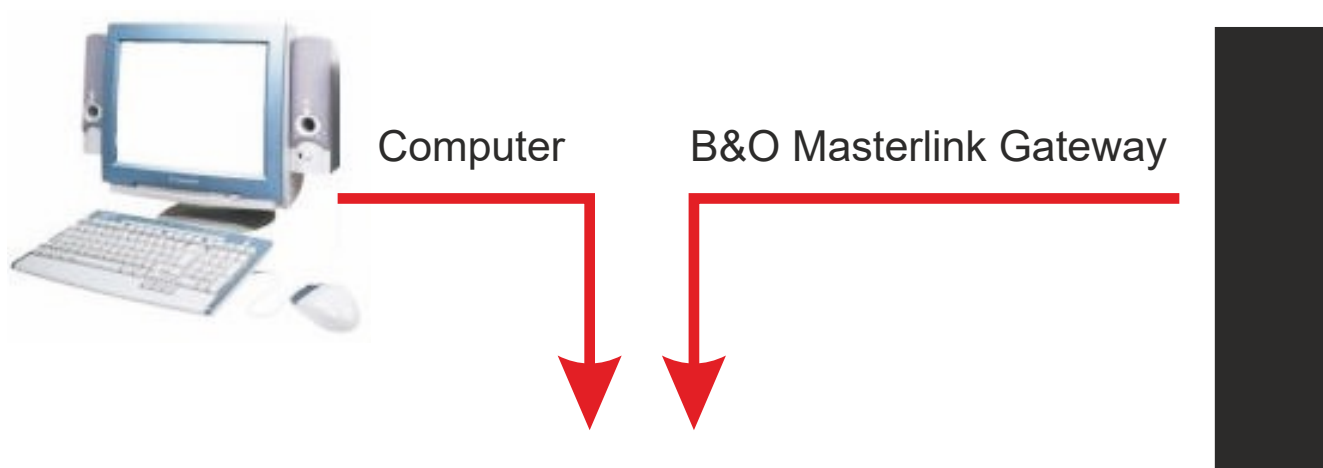
infrared commands from a B&O remote



TT455-RT-238

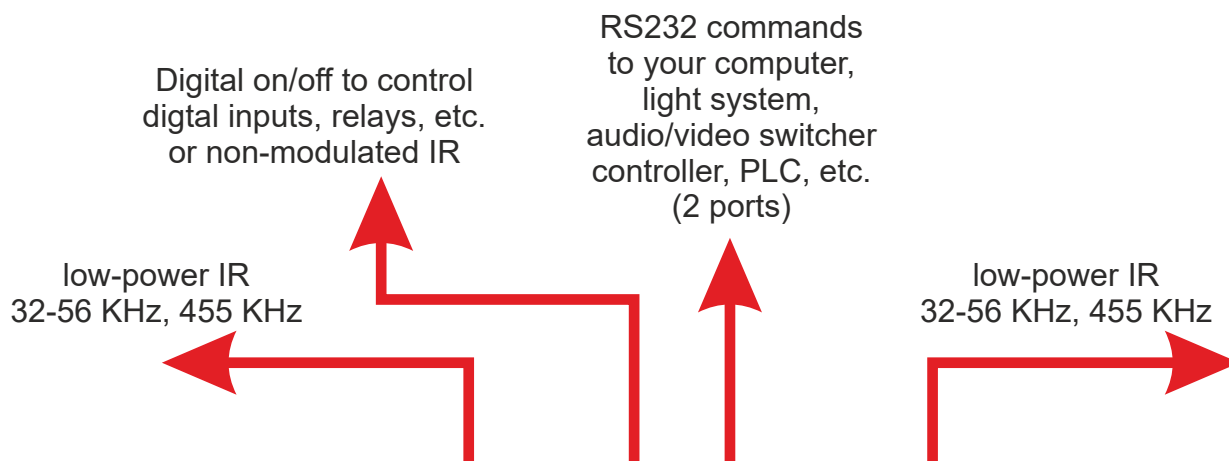
infrared commands from a 36-40 KHz remote

Trigger examples (going in) TT455-RT-238

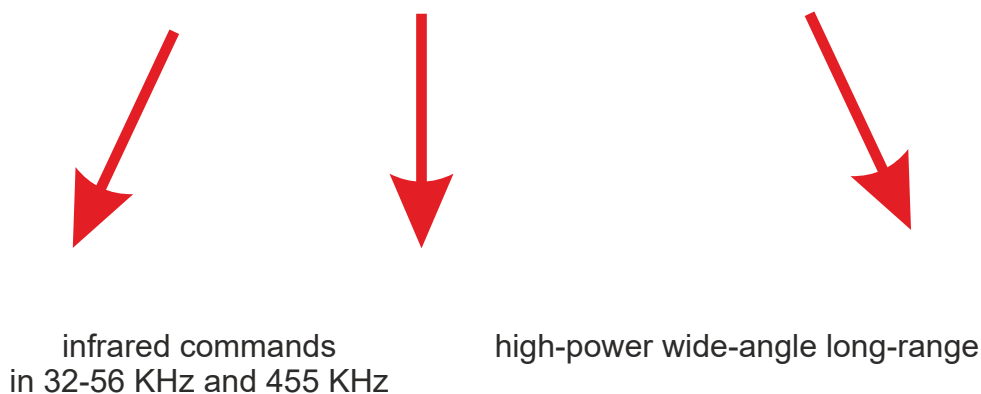


TT455-RT-238

Actions examples (going out)



TT455-RT-238



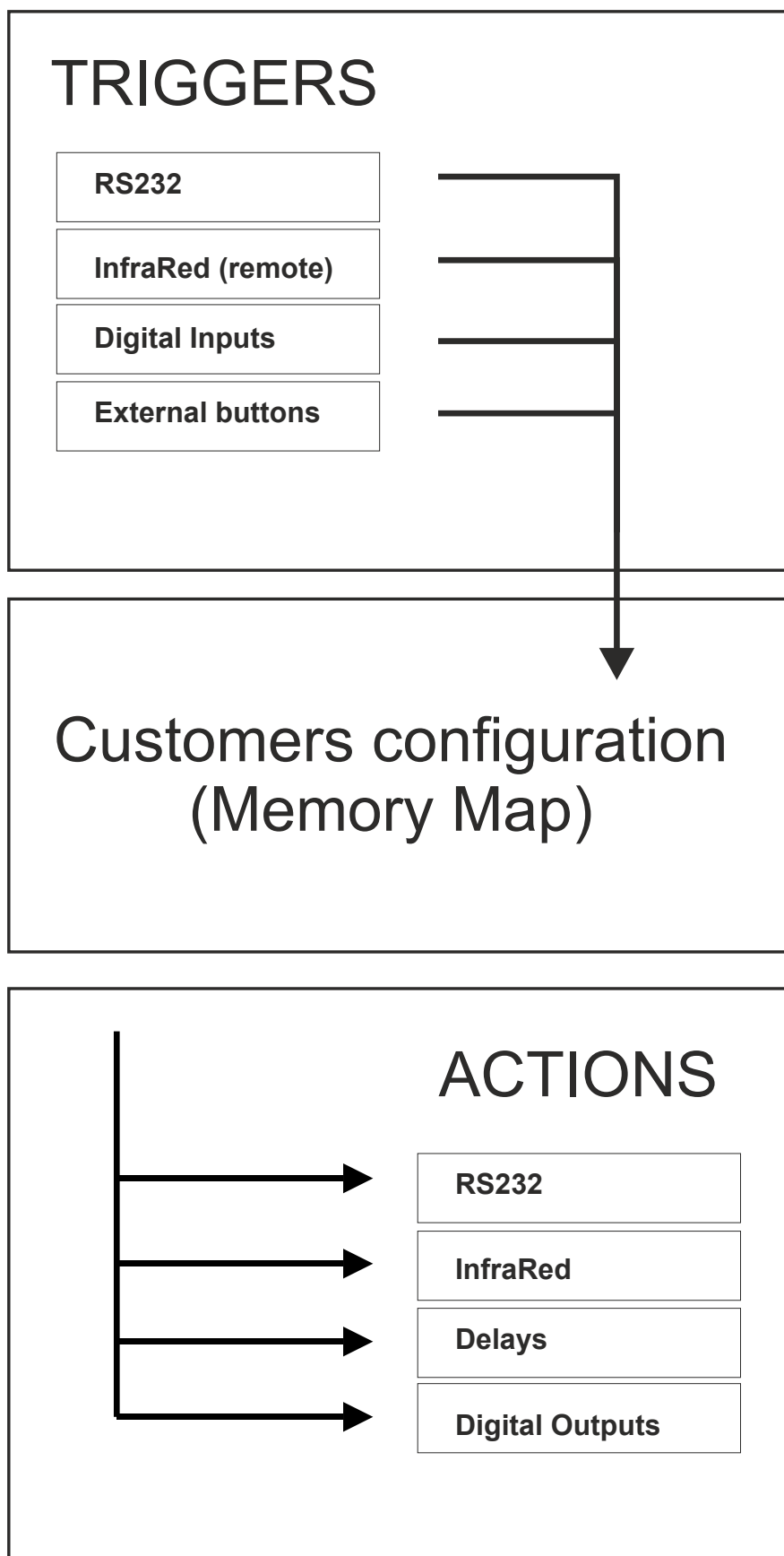
How it works

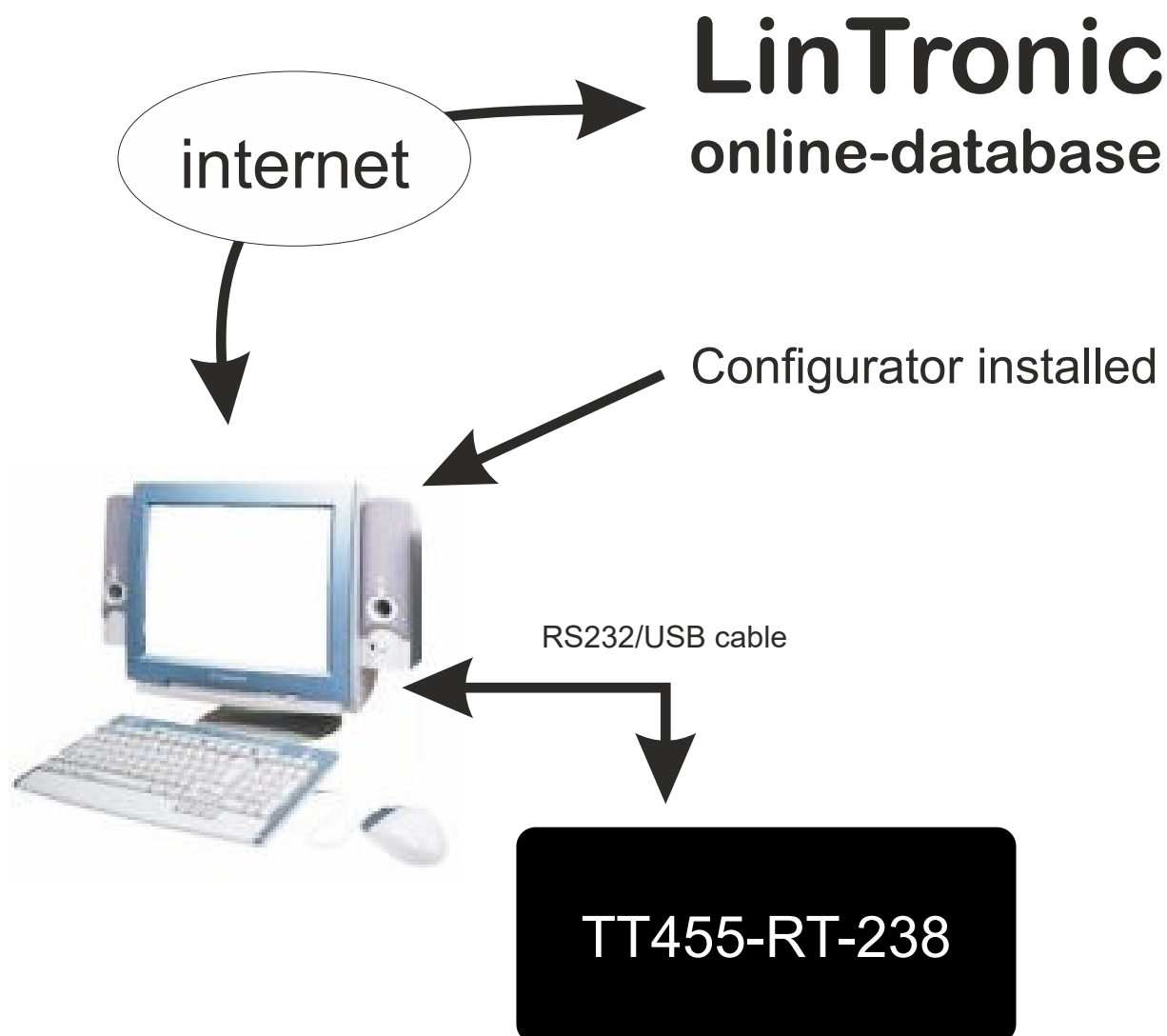
When the product detects a Trigger, the trigger is send to the Customer Configuration (Memory Map).

If the Customer Configuration is set to react to this Trigger, it will activate a macro holding the required Actions.

A macro can hold from 1 to 32 Actions.

The Triggers and Actions are easily customized in our Configurator program and can be changed anytime to accomodate new products.





During the configuration, you can freely download codes (Actions) from our database. You can test right away whether the downloaded codes work with your product.

Or you can read in the codes from your remote control - and upload them to our database later - to help others and yourself.




Triggers Actions

MEMORY MAP

The Configurator allows you to specify which Triggers should activate which Actions.

In order to keep the operation simple and avoid mistakes - you only match the functions you need.

This example will allow you to keep the original operation of your B&O TV, use the DVD commands to control your Pioneer DVD and use the LIGHT commands to control your Lutron light system.



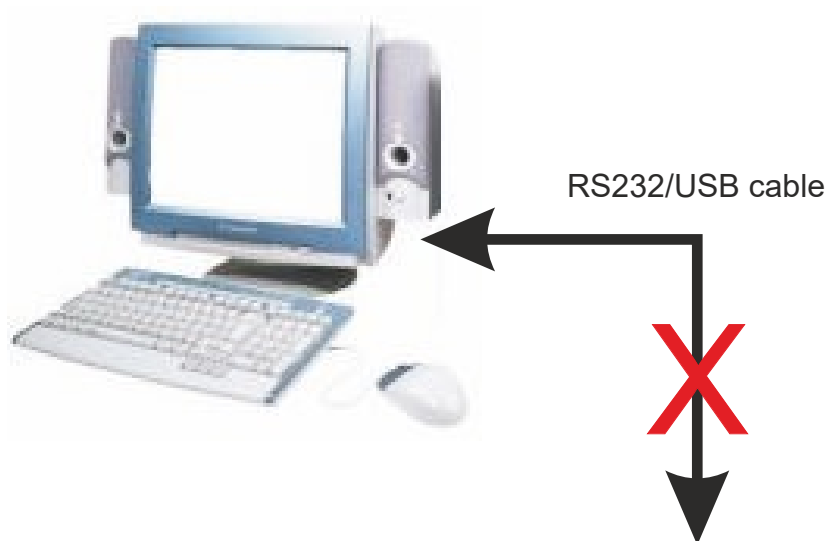
RADIO translates to your amplifier

LIGHT translates to your light system

DVD translates to your DVD



Configuration is stored into the product.



TT455-RT-238

and you may now remove the product from the computer and place it in your home, allowing it to work as a standalone controller.