

CodeSet 701 - Bang&Olufsen



See: Command 039



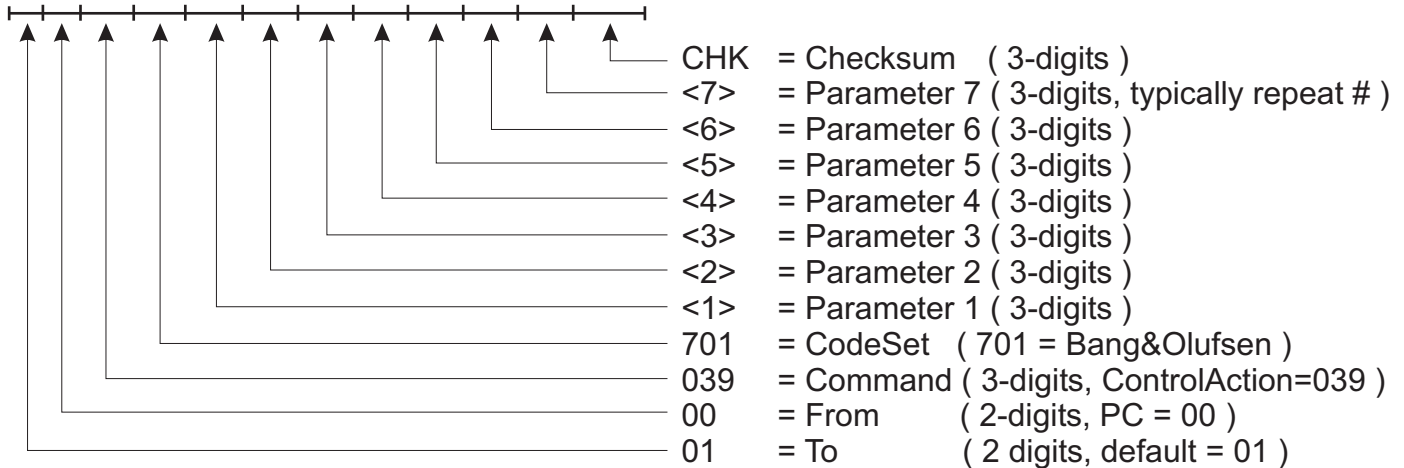
Command 039 is used to execute CodeSet 701 (Bang&Olufsen).

CodeSet 701 holds a number of parameters, allowing you to manipulate the behavior of the signals. You can instruct the code to be send as normal InfraRed code, as InfraRed link code or as digital signals.

We offer special ApplicationNotes showing how to control a BeoSystem by IR or digital signals from a computer, by means of the TT455-RT-238.

See our web-site: Support

0100039701<1><2><3><4><5><6><7>CHK




CodeSet 701 parameters 1-7

Par 1	Par 2	Par 3	Par 4	Par 5	Par 6	Par 7
Address	Command	Output	Format	Unused	Unused	Repeat
	↑	↑	↑			
TV, Radio etc.	5, Go, etc.	IR or Digital	Remote or Link			


The codes you want to transmit can be copied from your B&O remote control.

Connect a TT455-RT-238 and startup our Configurator program.

See our web-site: [Support | GetStarted](#)



TT455-RT-238



Keyring

Short push: On
Long push: Off



BeoLink1000
Beo4



Beocom 6000



A The wheel sends audio volume
V The wheel sends video volume
o The wheel sends link codes



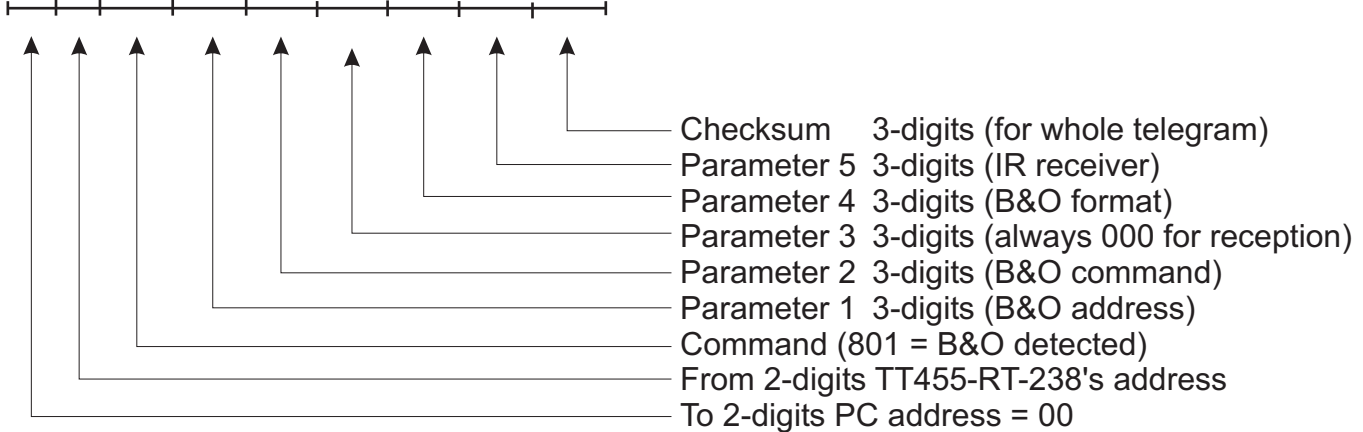
Beo5

Standard mode recommended

If you connect a TT455-RT-238 to your computer and start up our Configurator, you can copy the codes you want to use, directly from the B&O remote.

A received command 801 (B&O detected) holds the following parameters:

0001801001096000004001063



The **blue** section (parameter 1-4) can be inserted directly in your outgoing command 039, followed by parameter 5 (000) and parameter 6 (000) and a repeatnumber (001):
01000397010001280000000000000001CHK

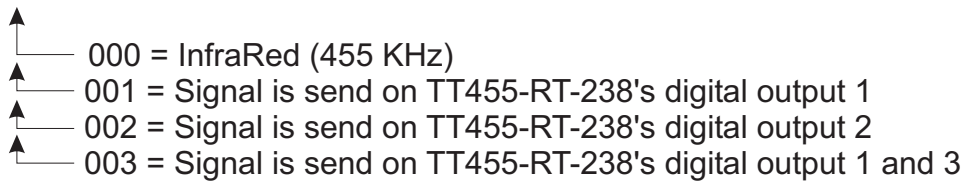
All you need to do is calculate checksum or insert "---" instead of "CHK".

Controlling a BeoSystem from the computer

We have a special ApplicationNote on this subject. See our web-site:
[Support](#) | [ApplicationNotes](#) | [TT455-RT-238](#) | [Controlling a BeoSystem ...](#)

CodeSet 701's parameter 3 allows you to specify whether you want the command to be transmitted as InfraRed or as a digital signal connected to the BeoSystem's IR input.

7010001280000000000001=Command



NOTE HARDWARE 5 ONLY

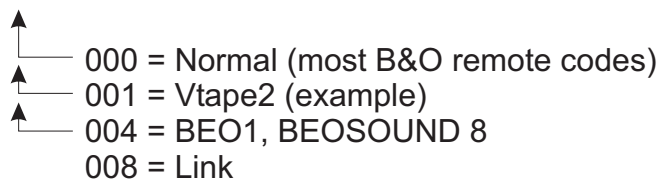
If you want to send the code on the digital outputs connected to the IR input of a BeoSystem, then the digital outputs pull-up resistor must be removed. See our web-site:
[Support](#) | [ApplicationNotes](#) | [TT455-RT-238](#) | [Removing pull-up ...](#)

Sending/Receiving commands on BeoLink

We have a special ApplicationNote on this subject. See our web-site:
[Support](#) | [ApplicationNotes](#) | [TT455-RT-238](#) | [Sending/Receiving commands on BeoLink](#)

CodeSet 701's parameter 4 allows you to specify in which format you want the command transmitted.

7010001280000000000001=Command



NOTE:

Please observe that the decoder or log, will tell you in parameter 4, in which format the command was received/decoded.

